

Safety module - AXL F SSDO8/3 1F - 2702264

Please be informed that the data shown in this PDF Document is generated from our Online Catalog. Please find the complete data in the user's documentation. Our General Terms of Use for Downloads are valid (<http://phoenixcontact.com/download>)



Safety-related digital output module, IP20 protection, for the SafetyBridge system. The module has four safe digital outputs with two-channel occupancy or 8 safe digital outputs with single-channel occupancy

Product Description

The safety module is an output module from the Axioline F product range for use in a SafetyBridge technology V3 system. The safety module can be used as part of an Axioline F station at any point within an EtherCAT®, EtherNet/IP™, Sercos, Modbus, PROFINET or PROFIBUS system. The module has four safe digital outputs for two-channel assignment or eight safe digital outputs for single-channel assignment. Depending on the installation and parameterization, in the SafetyBridge technology V3 system the safety module can achieve the following safety integrity:


- Up to SIL 3 according to standard EN 61508
- Up to SILCL 3 according to standard EN 62061
- Up to Cat. 4/PL e according to standard EN ISO 13849-1

Your advantages

- ✓ Cost-effective system configuration, as no safety PLC or safe fieldbus system is required
- ✓ Reduced installation time, thanks to fast wiring and easy handling
- ✓ Easy configuration using the free SAFECONF software
- ✓ Up to Cat. 4/PL e in accordance with EN ISO 13849-1, SIL 3 in accordance with IEC 62061, SIL 3 in accordance with IEC 61508



Key Commercial Data

Packing unit	1 pc
GTIN	 4 055626 066806
GTIN	4055626066806
Weight per Piece (excluding packing)	360.000 g
Custom tariff number	85389091
Country of origin	Germany

Safety module - AXL F SSDO8/3 1F - 2702264

Technical data

Dimensions

Width	53.6 mm
Height	126.1 mm
Depth	54 mm
Note on dimensions	Housing dimensions

Ambient conditions

Ambient temperature (operation)	-35 °C ... 60 °C (Mounting position: any)
Ambient temperature (storage/transport)	-40 °C ... 85 °C
Permissible humidity (operation)	10 % ... 75 % (on average, 85% infrequently, non-condensing)
Permissible humidity (storage/transport)	10 % ... 75 % (non-condensing)
Air pressure (operation)	70 kPa ... 108 kPa (up to 3000 m above sea level)
Air pressure (storage/transport)	66 kPa ... 108 kPa (up to 3500 m above sea level)
Degree of protection	IP20

Connection data

Designation	Axioline F connector
Connection method	Push-in connection
Conductor cross section solid min.	0.2 mm ²
Conductor cross section solid max.	1.5 mm ²
Conductor cross section flexible min.	0.2 mm ²
Conductor cross section flexible max.	1.5 mm ²
Conductor cross section AWG min.	24
Conductor cross section AWG max.	16
Stripping length	8 mm

Interfaces

Designation	Axioline F local bus
Number	1
Connection method	Bus base module

Digital outputs

Output name	Digital outputs
Connection method	Direct plug-in technology
Connection technology	2-, 3-conductor
Number of outputs	4 (with two-channel assignment)
	8 (for single-channel assignment)
	8
Protective circuit	Overload protection, freewheeling circuit for inductive loads, Discharge circuit for accelerated discharge of capacitive loads

Safety module - AXL F SSDO8/3 1F - 2702264

Technical data

Digital outputs

Output voltage	24 V DC
Output current	max. 2 A (per channel)
	max. 1.5 A (per channel according to CUL_{US})
	max. 4 A (per group)
	max. 3 A (per group according to CUL_{US})
	max. 8 A (Total current of all outputs; Please observe the notes in the user manual.)
	max. 6 A (Total current of all outputs according to CUL_{US})
Behavior with overload	Affected output is disabled and a diagnostic message is generated.

General

Mounting type	DIN rail
Color	yellow
Net weight	222 g
Note on weight specifications	with connectors and bus base module

Axioline potentials

Designation	Axioline F local bus supply (U_{BUS})
Supply voltage	5 V DC (via bus base module)
Current consumption	typ. 260 mA (all outputs set; power supply by U_O of 19.2 V DC to 30.2 V DC)
	max. 280 mA
Designation	Supply for digital output modules (U_O)
Supply voltage	24 V DC
Supply voltage range	19.2 V DC ... 30.2 V DC (including all tolerances, including ripple)
Current consumption	typ. 25 mA (all outputs set; power supply by U_O with 30.2 V DC; without power supply to the actuator)
Protective circuit	Protection against polarity reversal, EMC protective circuit, undervoltage detection

Safety-related characteristic data

Designation	IEC 61508 - High demand
Safety Integrity Level (SIL)	max. 3 (two channel; dependent in parameterization and wiring)
Designation	IEC 61508 - Low demand
Safety Integrity Level (SIL)	max. 3 (two channel; dependent in parameterization and wiring)
Designation	EN ISO 13849
Performance level (PL)	max. e (two channel; dependent in parameterization and wiring)
Category	max. 4 (two channel; dependent in parameterization and wiring)
Designation	EN 62061
Safety Integrity Level Claim Limit (SIL CL)	max. 3 (two channel; dependent in parameterization and wiring)

Safety module - AXL F SSDO8/3 1F - 2702264

Technical data

Standards and Regulations

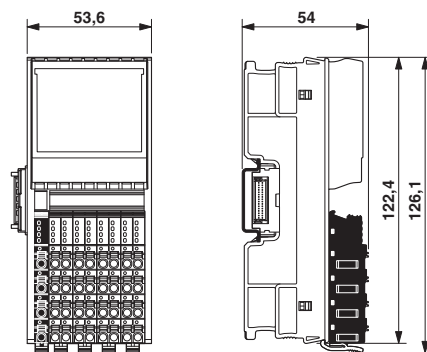
Protection class	III (IEC 61140, EN 61140, VDE 0140-1)
------------------	---------------------------------------

Environmental Product Compliance

REACH SVHC	Lead 7439-92-1
China RoHS	Environmentally Friendly Use Period = 50 years
	For details about hazardous substances go to tab "Downloads", Category "Manufacturer's declaration"

Drawings

Dimensional drawing



Classifications

eCl@ss

eCl@ss 10.0.1	27242604
eCl@ss 11.0	27242604
eCl@ss 5.1	27242600
eCl@ss 6.0	27242600
eCl@ss 7.0	27242604
eCl@ss 9.0	27242604

ETIM

ETIM 6.0	EC001599
ETIM 7.0	EC001599

UNSPSC

UNSPSC 13.2	32151602
UNSPSC 18.0	32151602

Safety module - AXL F SSDO8/3 1F - 2702264

Classifications

UNSPSC

UNSPSC 19.0	32151602
UNSPSC 20.0	32151602
UNSPSC 21.0	32151602

Approvals


Approvals


Approvals

Functional Safety / UL Listed / cUL Listed / Functional Safety / BSH / DNV GL / cULus Listed

Ex Approvals

Approval details


Functional Safety		968/EZ 424.05/17
-------------------	---	------------------

UL Listed		http://database.ul.com/cgi-bin/XYV/template/LISEXT/1FRAME/index.htm	FILE E 238705
-----------	---	---	---------------

cUL Listed		http://database.ul.com/cgi-bin/XYV/template/LISEXT/1FRAME/index.htm	FILE E 238705
------------	---	---	---------------

Functional Safety		968/EZ 424.05/17
-------------------	---	------------------

BSH	840
-----	-----

DNV GL		https://approvalfinder.dnvgl.com/	TAA00000DF
--------	---	---	------------

Safety module - AXL F SSDO8/3 1F - 2702264

Approvals

cULus Listed



Accessories

Accessories

Device marking

Insert label - EMT (35X46)R - 0801604



Insert label, for the Axioline F series from Phoenix Contact, Roll, white, unlabeled, can be labeled with: THERMOMARK ROLLMASTER 300/600, THERMOMARK X1.2, THERMOMARK ROLL X1, THERMOMARK ROLL 2.0, THERMOMARK ROLL, mounting type: snapped into marker carrier, lettering field size: 35 x 46 mm, Number of individual labels: 500

Insert label - EMT (35X46)R YE - 0801605



Insert label, for the Axioline F series from Phoenix Contact, Roll, yellow, unlabeled, can be labeled with: THERMOMARK ROLLMASTER 300/600, THERMOMARK X1.2, THERMOMARK ROLL X1, THERMOMARK ROLL 2.0, THERMOMARK ROLL, mounting type: snapped into marker carrier, lettering field size: 35 x 46 mm, Number of individual labels: 500

DIN rail connector

Bus connector - AXL F BS F - 2688129



Axioline F bus base module for housing type F

Terminal marking

Safety module - AXL F SSDO8/3 1F - 2702264

Accessories

Zack marker strip - ZB 20,3 AXL UNPRINTED - 0829579



Zack marker strip for Axioline F (device labeling), in 2 x 20.3 mm pitch, unprinted, 25-section, for individual labeling with B-STIFT 0.8, X-PEN, or CMS-P1-PLOTTER

Zack Marker strip, flat - ZBF 10/5,8 AXL UNPRINTED - 0829580



Zack Marker strip, flat, Strip, white, unlabeled, can be labeled with: PLOTMARK, CMS-P1-PLOTTER, mounting type: snap into flat marker groove, for terminal block width: 10.15 mm, lettering field size: 4 of 10.15 x 5 mm and 1 of 5.8 x 5 mm, Number of individual labels: 50